

# MAPs community of interest survey, 2020

## Preface

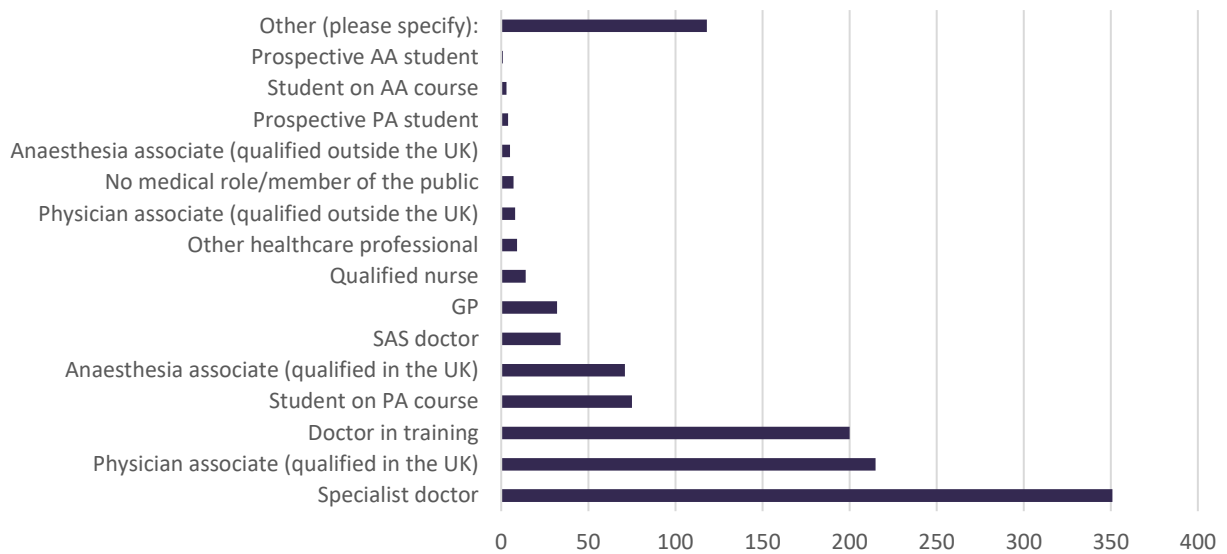
The survey was designed to discover more about the key themes emerging from early engagement and research in the MAPs programme, and allow us to hear views of PAs, AAs and doctors during the initial lockdown when our planned face to face engagement had to be paused.

It was live between 8 – 29<sup>th</sup> June and promoted to the MAPs community of interest (a mix of PAs, AAs, doctors and others who are interested) but members were also free to distribute the link to interested colleagues.

The data presented here is for all respondents and includes quantitative data only. We're carrying out further research to understand differences of experience/opinion between respondent groups, and to explore free text comments in more detail in a series of focus groups. We'll share the findings from this work when it's complete.

We would like to thank everyone who took part for sharing their views and valuable time to contribute to this programme of work.

Which of the following best describes your current professional role?

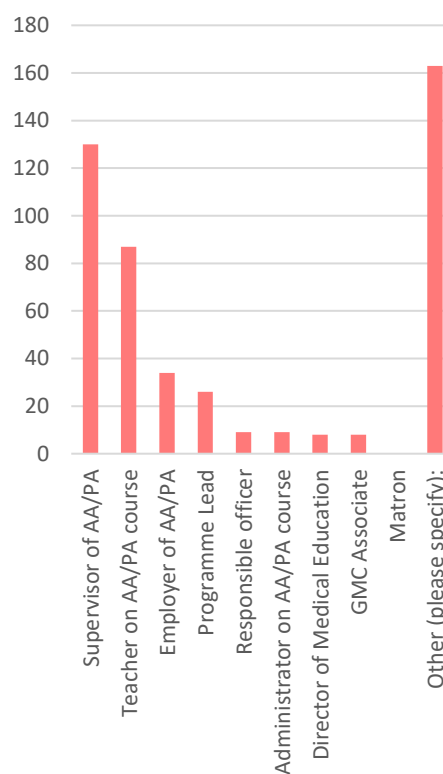


	Response percent	Response total		Response percent	Response total
Specialist doctor	30.60%	351	Other healthcare professional	0.78%	9
Physician associate (qualified in the UK)	18.74%	215	Physician associate (qualified outside the UK)	0.70%	8
Doctor in training	17.44%	200	No medical role/member of the public	0.61%	7
Student on PA course	6.54%	75	Anaesthesia associate (qualified outside the UK)	0.44%	5
Anaesthesia associate (qualified in the UK)	6.19%	71	Prospective PA student	0.35%	4
SAS doctor	2.96%	34	Student on AA course	0.26%	3
GP	2.79%	32	Prospective AA student	0.09%	1
Qualified nurse	1.22%	14	Other (please specify):	10.29%	118

The 118 responses marked 'Other' included Consultant Anaesthetist (48), Consultant – 32 (of these, 6 specified a specialty other than Consultant Anaesthetist), 7 were retired or semi-retired, Student nurse, Managers, HR professionals among others.

Which, if any, additional roles do you currently hold? Please select all that apply.

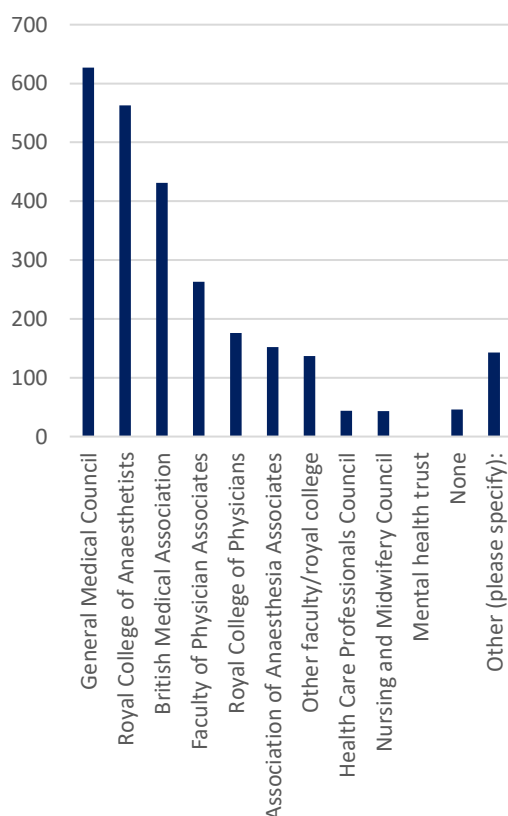
		Response total
1	Supervisor of AA/PA	130
2	Teacher on AA/PA course	87
3	Employer of AA/PA	34
4	Programme Lead	26
5	Responsible officer	9
6	Administrator on AA/PA course	9
7	Director of Medical Education	8
8	GMC Associate	8
9	Matron	0
10	Other (please specify):	163
	Total responses	474



Other category included PA Ambassador (8), Clinical Director (4) and Associate Medical Director (4) amongst others.

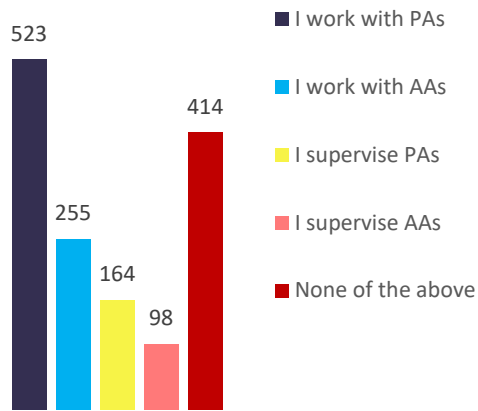
Are you a member of a regulatory body or professional association? Please select all that apply.

		Response total
1	General Medical Council	627
2	Royal College of Anaesthetists	563
3	British Medical Association	431
4	Faculty of Physician Associates	263
5	Royal College of Physicians	176
6	Association of Anaesthesia Associates	152
7	Other faculty/royal college	137
8	Health Care Professionals Council	44
9	Nursing and Midwifery Council	43
10	Mental health trust	1
11	None	46
12	Other (please specify):	143
	Total responses	2626

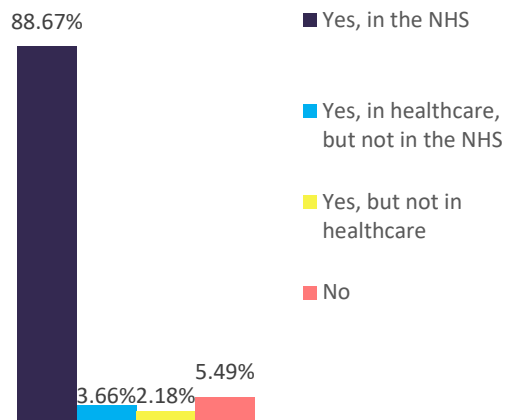


The Other category included Association of Anaesthetists, Royal College of General Practitioners, British Geriatrics Society, Royal College of Emergency Medicine, Royal College of Paediatrics and Child Health among others.

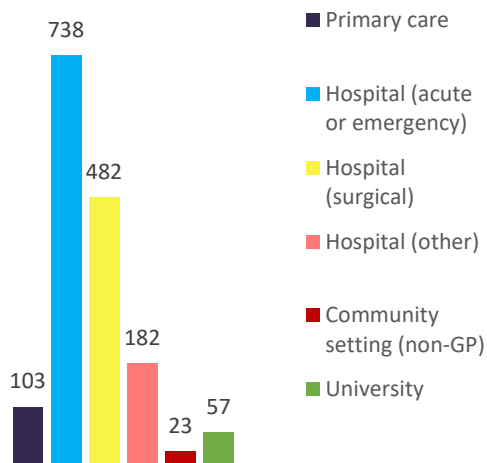
In your current role or a recent post, have you worked with and/or supervised AAs/PAs? Please select all that apply



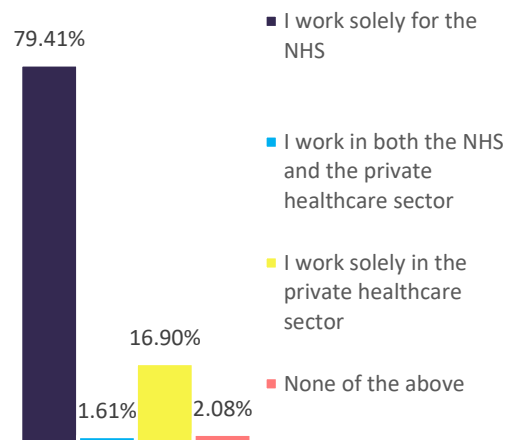
Are you currently employed?



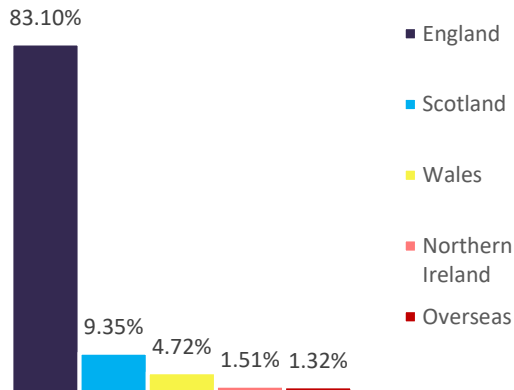
Which of the following best describes the setting(s) you currently work in? Please select all that apply.



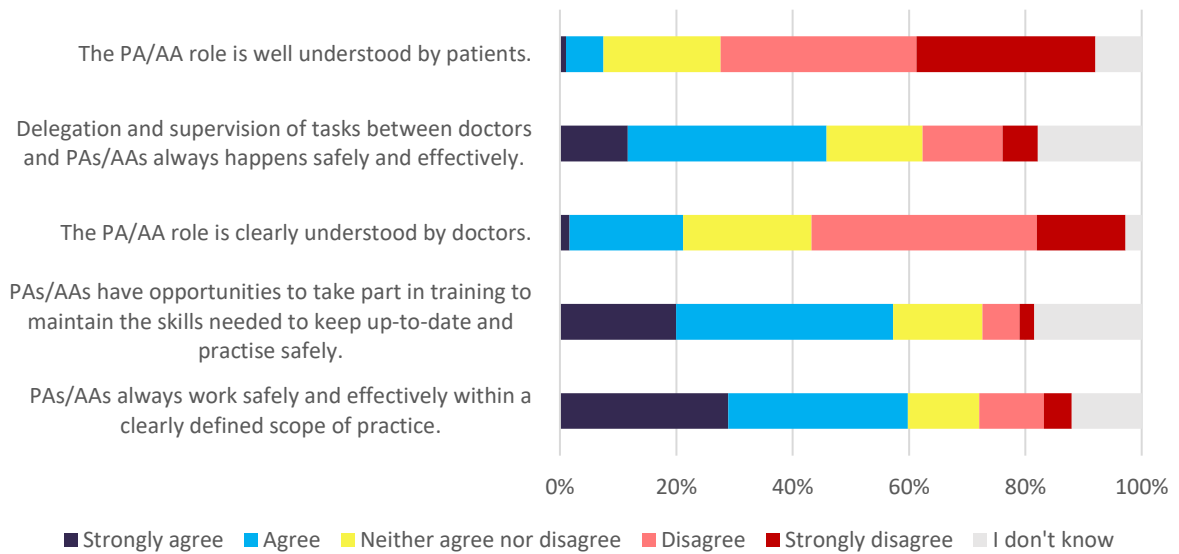
Which of the following best applies to you?



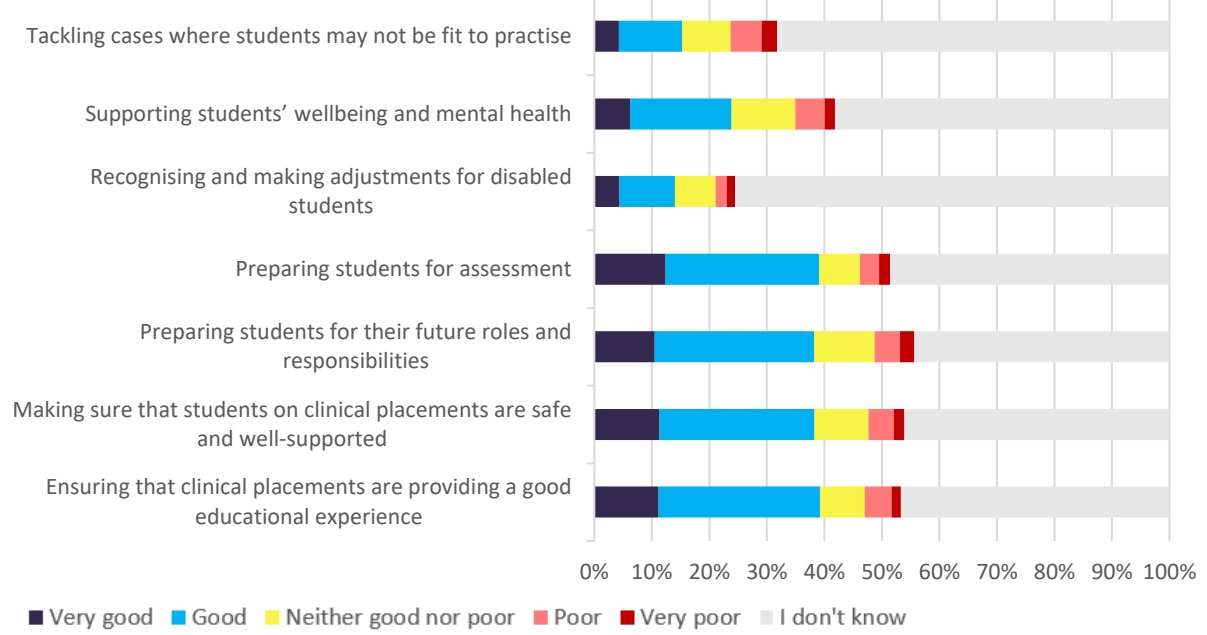
### Where do you currently work?



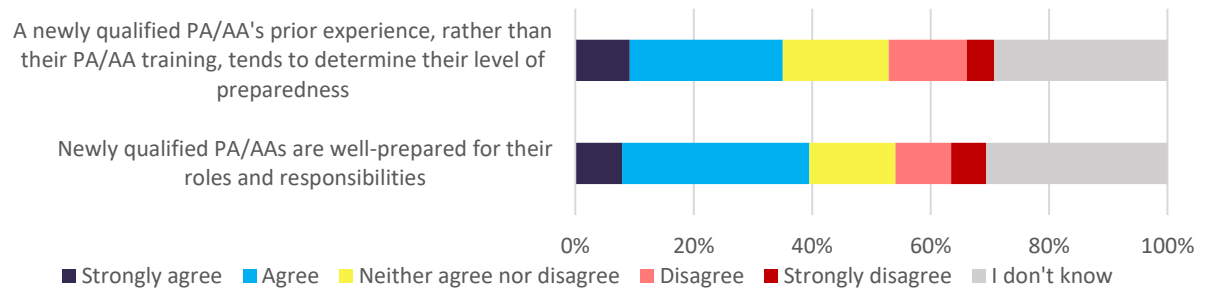
### To what extent do you agree or disagree with the following statement



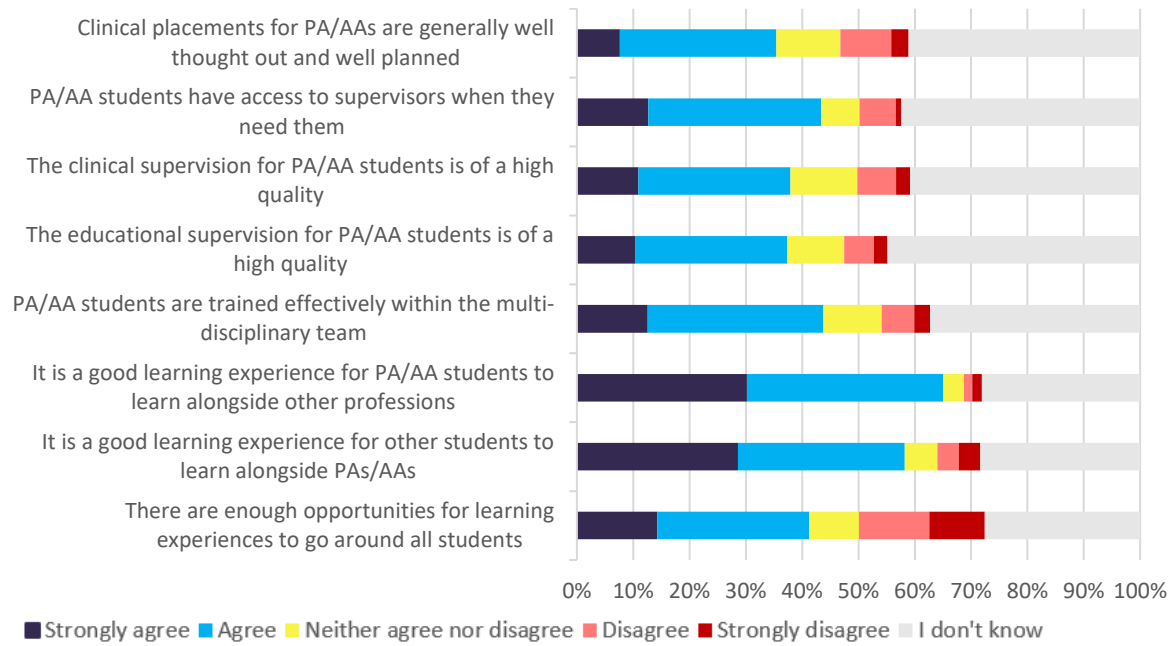
Thinking about PA/AA courses across the UK, in general, how good or poor are course providers at:



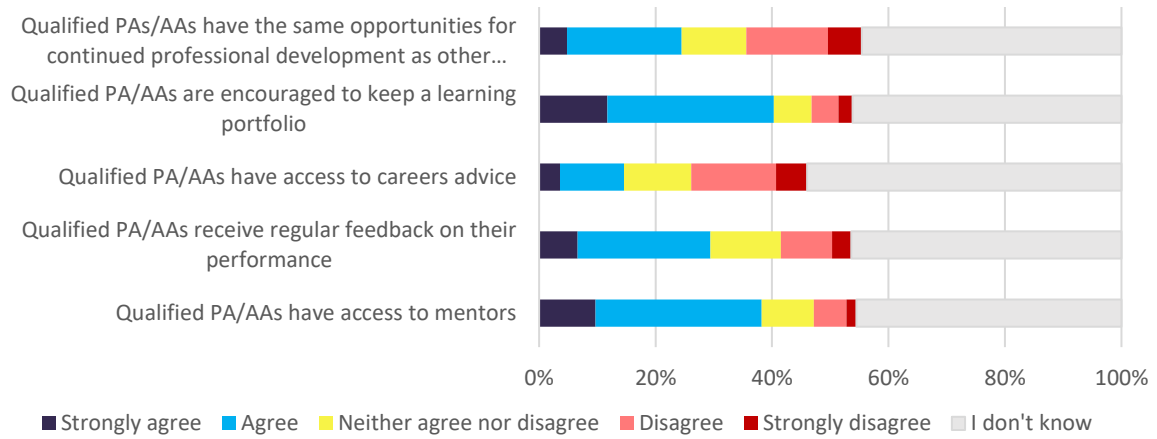
To what extent do you agree or disagree with the following statements?



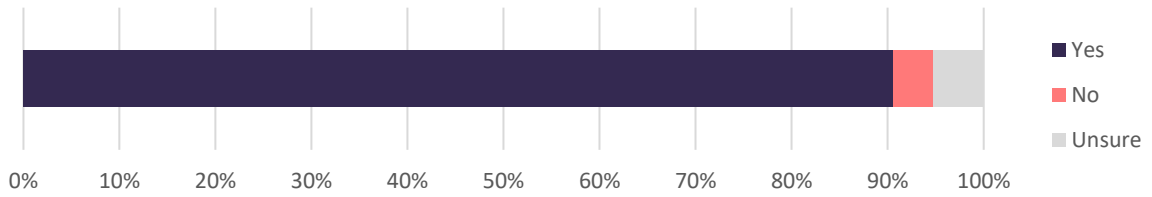
To what extent do you agree or disagree with the following statements?



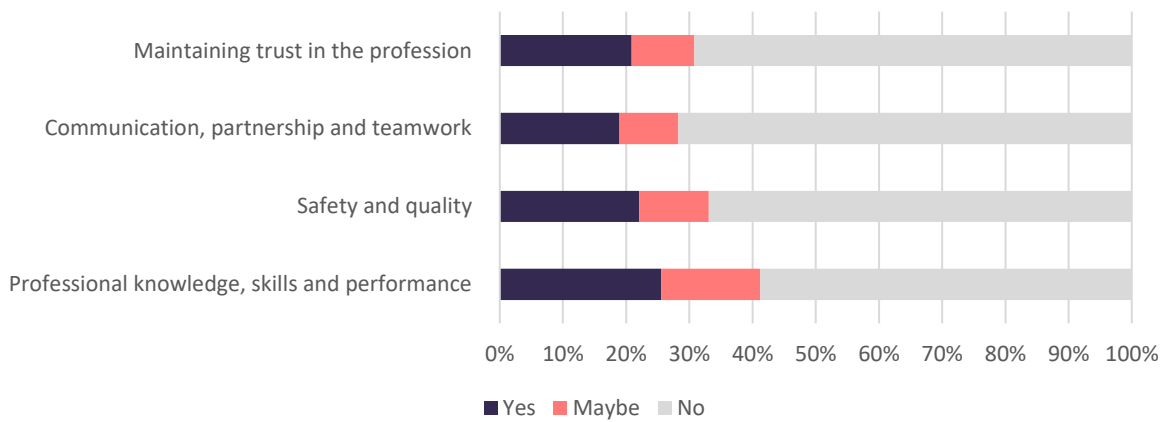
To what extent do you agree or disagree with the following statements?



Do you think it is appropriate that PA/AAs adhere to the same professional standards as doctors in the four broad areas discussed above?

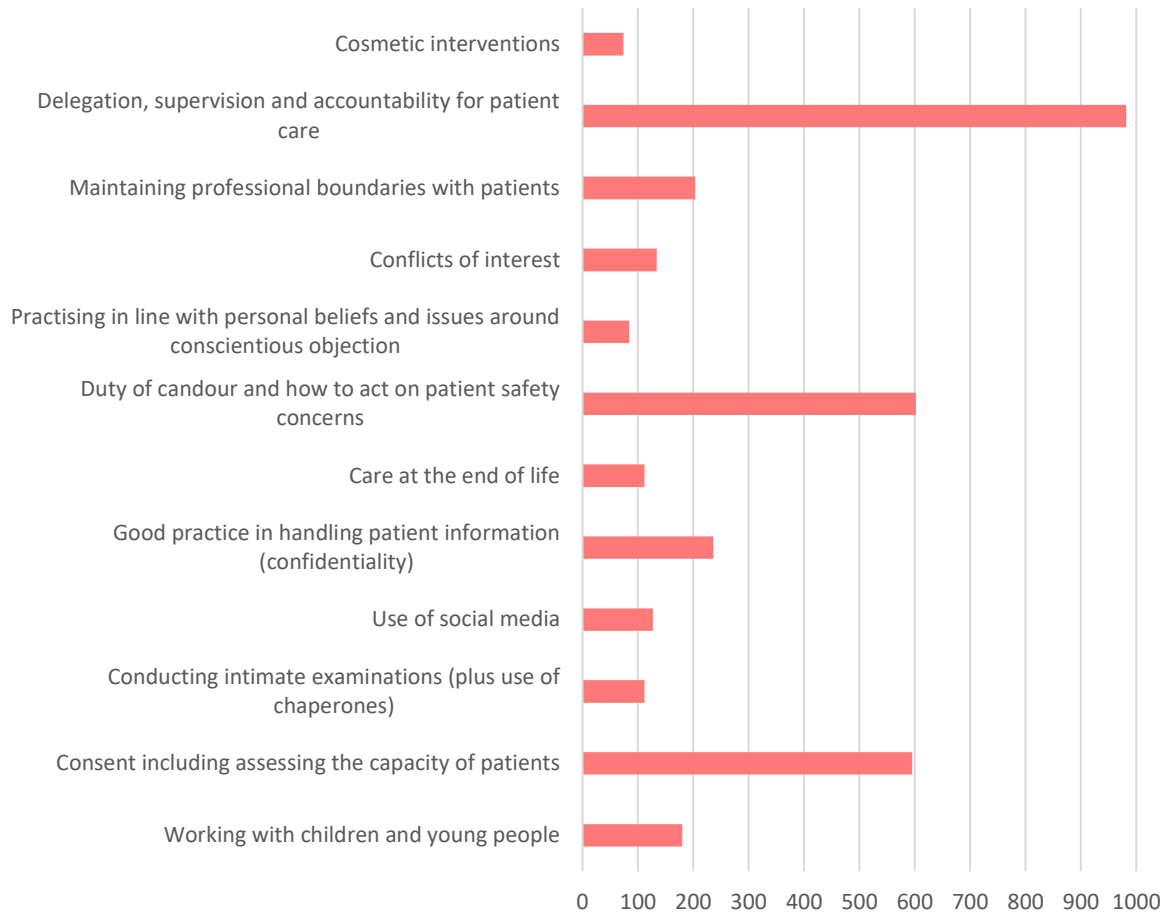


Do you feel that there are any unique or additional professional issues that we need to focus on when adapting Good medical practice to the work of PAs and AAs in the following areas?

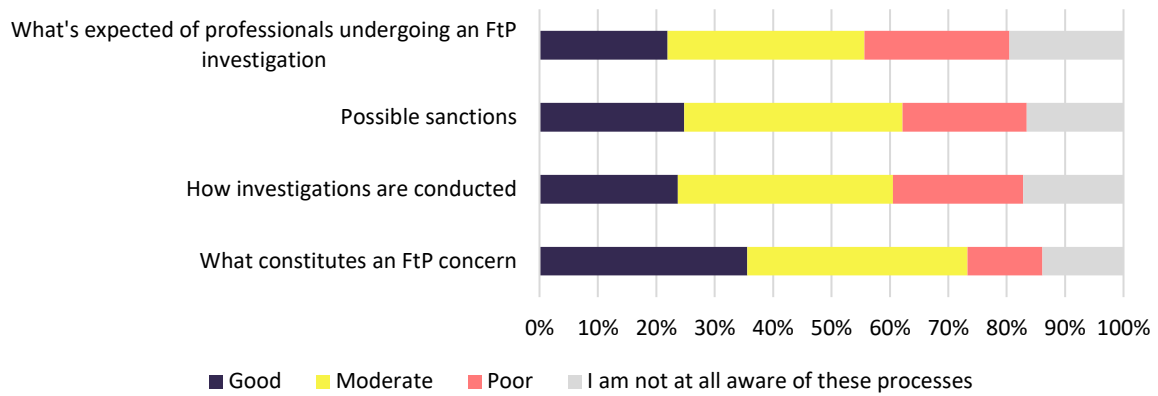




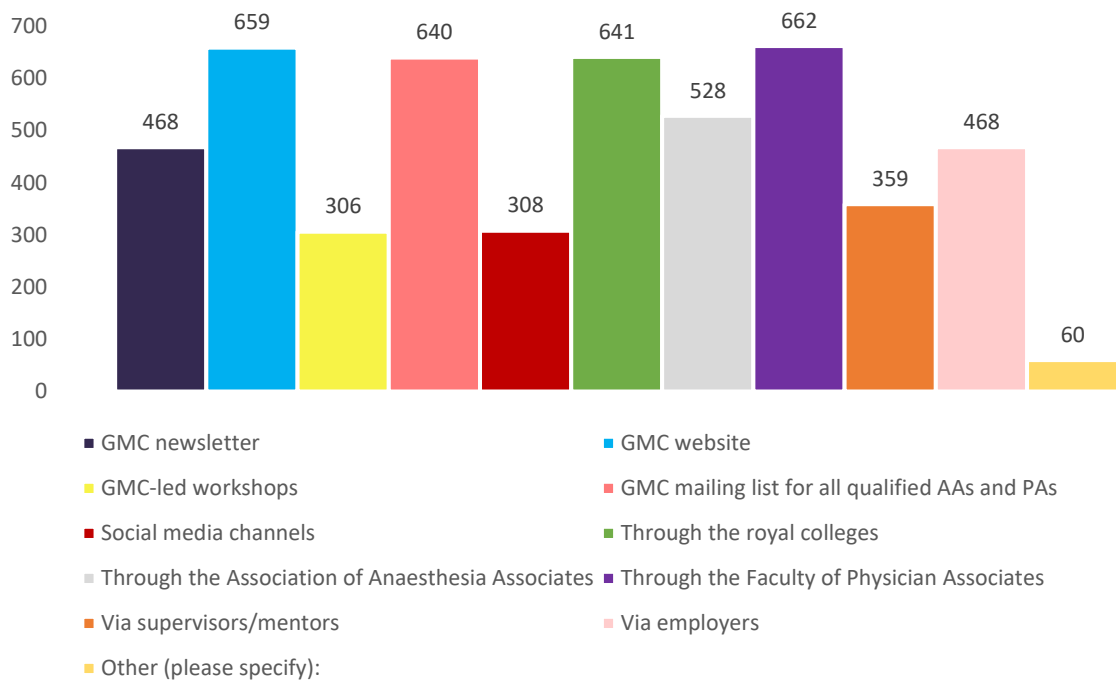
Please select the three topics that you consider the highest priority for us to address when developing professional guidance for PAs and AAs. Please think about where there is the greatest risk to patients or public perception of the professions. This will help us to understand the issues that we should focus on first when developing our guidance.



How would you rate your understanding of our fitness to practise (FtP) processes in regards to:



What would be the most effective way(s) to share the new professional guidance with PA/AAs once published? Select all that apply.



## Respondent data

Age							
20<	20-30	31-40	41-50	51-60	61-70	>71	Prefer not to say
0.17%	25.11%	28.25%	20.31%	16.65%	5.93%	0.87%	2.70%
Gender							
Male	Female	Other	Prefer not to say				
46.73%	48.82%	0.09%	4.36%				
Ethnicity							
British	Indian	Any other White background	Any other Asian background	African	Pakistani	Irish	White and Asian
60.68%	7.41%	6.97%	4.10%	3.31%	3.14%	3.14%	1.57%
Any other mixed background	Any other ethnic group	Bangladeshi	Chinese	Any other Black background	Arab	Caribbean	White and Black African
1.22%	1.22%	1.13%	1.05%	0.78%	0.70%	0.35%	0.35%
White and Black Caribbean	Gypsy or Irish Traveller	Skipped question					
0.17%	0.09%	2.62%					
Sexual orientation							
Bisexual	Heterosexual / Straight	Lesbian / Gay	Other	Prefer not to say			
1.74%	77.16%	4.53%	0.52%	16.04%			
Disability							
No disability or long-term illness	Disabled but prefer not to give details	Blind or sight loss	Deaf or hearing loss	Mobility - eg difficulty in walking short distances or climbing stairs	Manual dexterity	Learning disability - eg dyslexia	Mental illness - eg depression
80.56%	1.31%	0.26%	0.52%	0.78%	0.00%	2.18%	2.18%
Speech impairment	Cognitive disability - eg brain injury, autism	Other impairment - eg epilepsy, asthma, cancer, or facial disfigurement	Prefer not to say				
0.09%	0.17%	3.05%	10.29%				