

# Primary Medical Qualification

This document contains analysis of outcomes at key decision points in the GMC's Fitness to Practise procedures for doctors grouped by the 'world region' in which they received their Primary Medical Qualification (PMQ): UK, EEA or IMG.

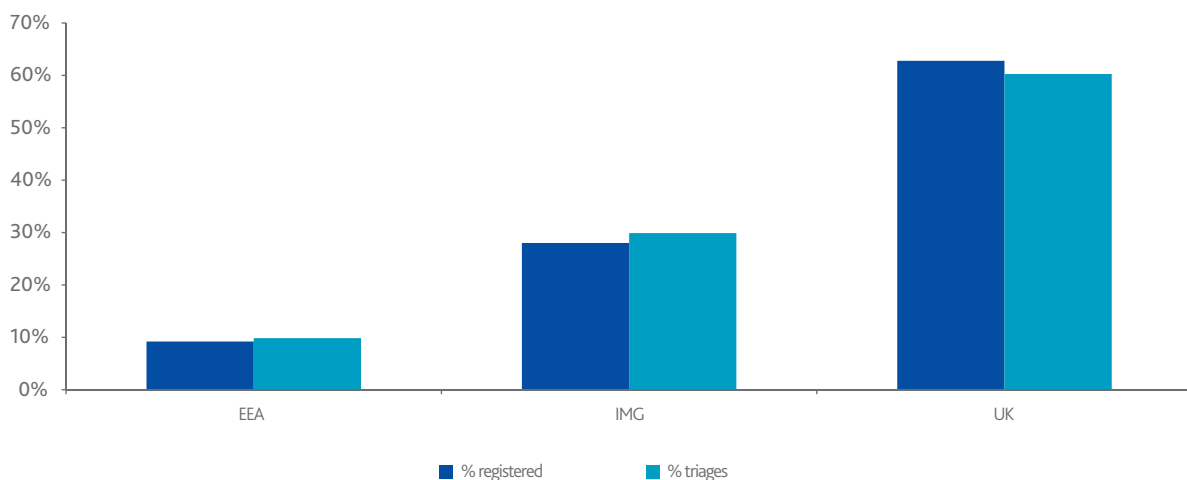
**UK region** – this category comprises doctors who obtained their PMQ in the United Kingdom.

**EEA region** – this category comprises doctors who obtained their PMQ within the European Economic Area (EEA). The EEA includes all 27 European Union (EU) member states as well as Switzerland, Iceland, Norway and Lichtenstein and excludes the United Kingdom.

**IMG region** – the IMG (International Medical Graduate) category comprises doctors who obtained their PMQ in countries not included in the UK and EEA categories.

## Enquiries

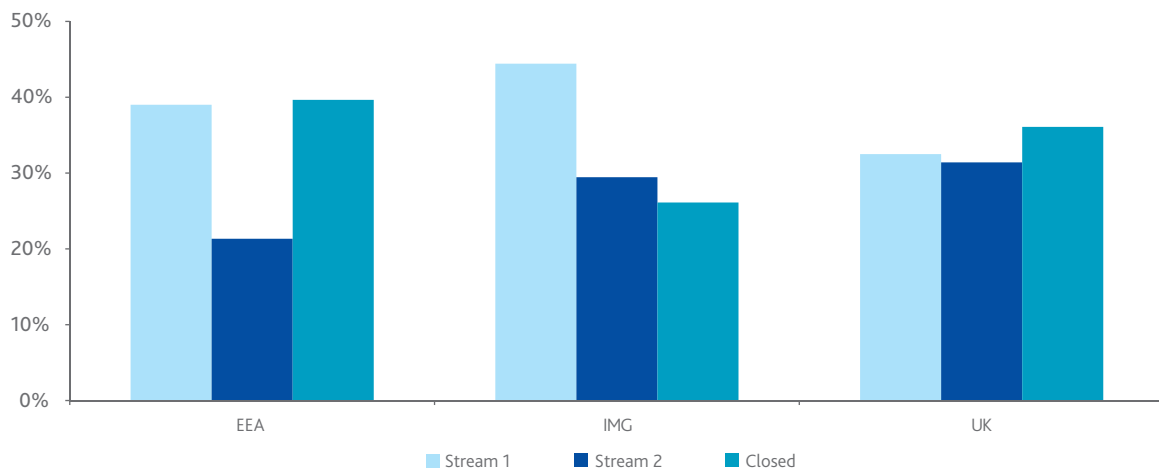
Chart 1.1 Percentage number of enquiries received by PMQ in 2009 against proportion currently registered



Total: 4,713

- 10% of enquiries received in 2009 were about doctors with an EEA PMQ, 9% of all doctors currently registered fall within the EEA category.
- 30% of enquiries received in 2009 were for doctors with an IMG PMQ, 28% of all doctors currently registered fall within the IMG category.
- 60% of enquiries received in 2009 were for doctors with a UK PMQ, 63% of all doctors currently registered fall within the UK category.

**Chart 1.2 2009 Comparative 2009 triage outcomes by PMQ**



**Total: 4,713**

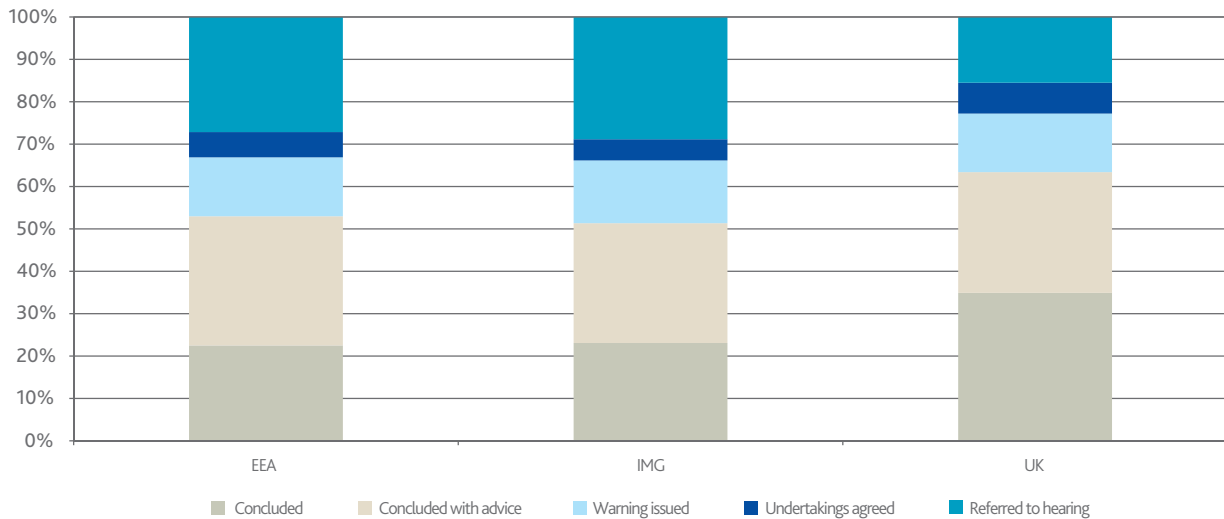
- 40% of triages about doctors with an EEA PMQ in 2009 resulted in no further action whilst 21% resulted in a Stream 2<sup>1</sup> investigation. The remaining 39% resulted in a Stream 1<sup>2</sup> investigation which represents 0.8% of all EEA doctors currently registered.
- 26% of triages about doctors with an IMG PMQ in 2009 resulted in no further action whilst 30% resulted in a Stream 2 investigation. The remaining 44% resulted in a Stream 1 investigation which represents 0.9% of all IMG doctors currently registered.
- 36% of triages about doctors with a UK PMQ in 2009 resulted in no further action whilst 31% resulted in a Stream 2 investigation. The remaining 33% resulted in a Stream 1 investigation which represents 0.6% of all UK doctors currently registered.

<sup>1</sup> If the information received is in itself less serious but would be of concern if part of a wider pattern, we would make enquiries with the doctor's employers or contractors to establish if they have any wider concerns about their practice. Once this information has been obtained, we carry out a second assessment to decide whether further investigation is required or not. This process is described as 'Stream 2'.

<sup>2</sup> If the information raises serious allegations which in themselves would call into question the doctor's fitness to practise, we will carry out a full investigation. This type of investigation is described as 'Stream 1'.

## Case Examiner decision outcomes

Chart 1.3 Proportions of 2009 Case Examiner outcomes by PMQ

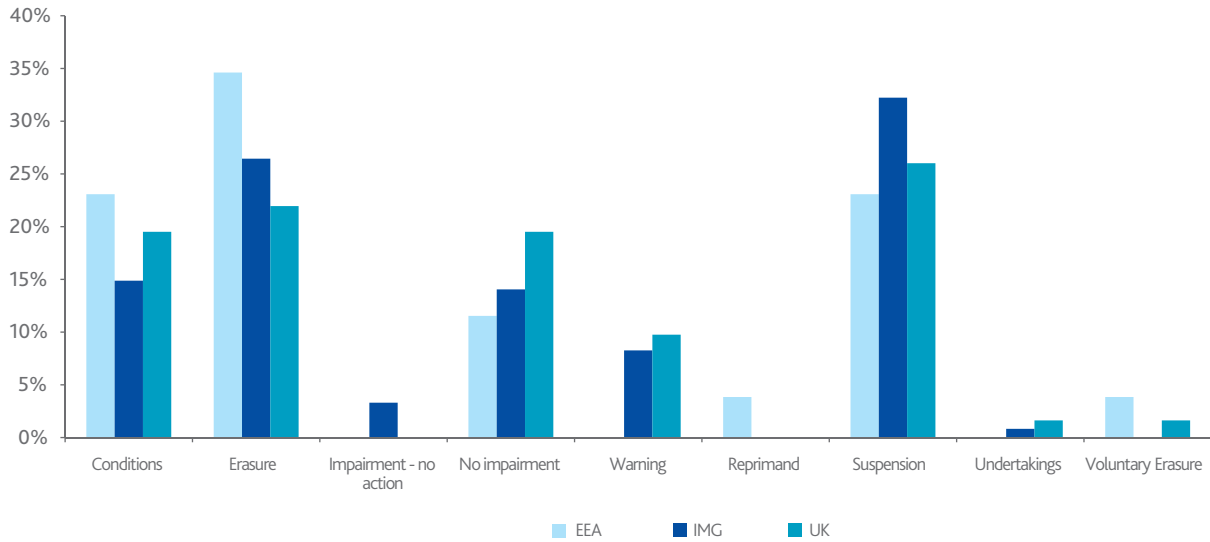


### Total: 1,496

- 23% of decisions about doctors with an EEA PMQ in 2009 resulted in no further action whilst 30% resulted in closure with advice. 14% resulted in a warning and 6% in undertakings. The remaining 27% were referred to a Fitness to Practise Panel hearing which represents 0.2% of all EEA doctors currently registered.
- 23% of decisions about doctors with an IMG PMQ in 2009 resulted in no further action whilst 28% resulted in closure with advice. 15% resulted in a warning and 5% in undertakings. The remaining 29% were referred to a Fitness to Practise Panel hearing which represents 0.2% of all IMG doctors currently registered.
- 35% of decisions about doctors with a UK PMQ in 2009 resulted in no further action whilst 28% resulted in closure with advice. 14% resulted in a warning and 7% in undertakings. The remaining 16% were referred to a Fitness to Practise Panel hearing which represents 0.1% of all UK doctors currently registered.

## Fitness to Practise Panel outcomes

Chart 1.4 Proportions of 2009 Fitness to Practise Panel outcomes by PMQ



**Total: 270**

- 85% of EEA qualified doctors referred to a Fitness to Practise Panel hearing in 2009 were found to be impaired. Nine EEA qualified doctors were erased from the Register in 2009 which represents 0.04% of all EEA qualified doctors with current registration in that year.
- 78% of internationally qualified doctors referred to a Fitness to Practise Panel hearing in 2009 were found to be impaired. 32 IMG doctors were erased from the Register in 2009 which represents 0.05% of all IMG doctors with current registration in that year.
- 69% of UK qualified doctors referred to a Fitness to Practise Panel hearing in 2009 were found to be impaired. 27 UK qualified doctors were erased from the Register in 2009 which represents 0.02% of all UK qualified doctors with current registration in that year.

## Annex – Data used in charts and text

### Data collection

The data used in these statistics was taken from the Siebel case management system at 21:00 on 5 February 2010 and was correct at this time. The dynamic nature of FTP casework means that there may have been some minor updates to this figures since data extraction.

This fact sheet does not include a complete data set of all enquiries received by the GMC in 2009 as around 20% of those received are in respect of doctors who are not identified or their PMQ is unspecified. This means that PMQ data would not be available. Enquiries where a doctor has not been identified are because the information is not sufficiently serious to call into question their fitness to practise and are therefore not appropriate for GMC investigation.

**Table 1.1 Number of triages and registered doctors by place of PMQ**

	trriages	registered doctors
UK	2,840	145,379
IMG	1,409	64,865
EEA	464	21,317
<b>Total</b>	<b>4,713</b>	<b>231,561</b>

**Table 1.2 Number of triage outcomes by place of PMQ**

	EEA	IMG	UK
Stream 1	181	626	923
Stream 2	99	415	892
Closed	184	368	1,025
<b>Total</b>	<b>464</b>	<b>1,409</b>	<b>2,840</b>

**Table 1.3 Number of Case Examiner decision outcomes by place of PMQ**

	EEA	IMG	UK
Referred to hearing	41	150	128
Undertakings agreed	9	26	60
Warning issued	21	77	114
Concluded with advice	46	147	235
Concluded	34	120	288
<b>Total</b>	<b>151</b>	<b>520</b>	<b>825</b>

**Table 1.4 Number of Fitness to Practise Panel outcomes by place of PMQ**

	EEA	IMG	UK
Erasure	9	32	27
Suspension	6	39	32
Conditions	6	18	24
Undertaking	0	1	2
Warning	0	10	12
Reprimand	1	0	0
Impairment – no action	0	4	0
No Impairment	3	17	24
Voluntary Erasure	1	0	2
<b>Total</b>	<b>26</b>	<b>121</b>	<b>123</b>